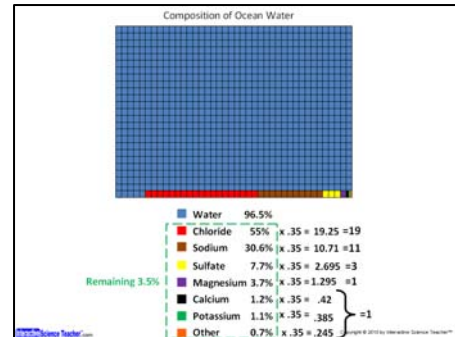


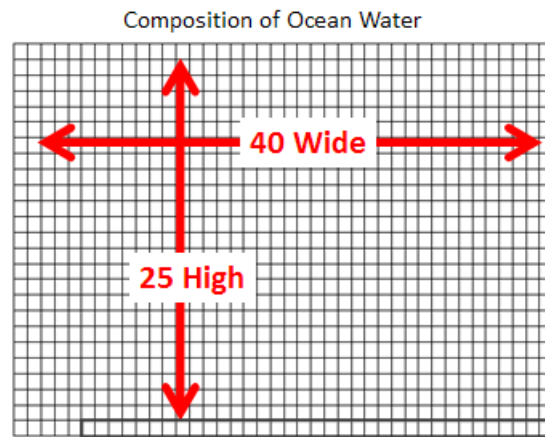
Composition Of Ocean Water

What exactly is in ocean water? In this fun activity students color in 1,000 based on the composition of a drop of real ocean water.

Materials- calculator (1 per student), colored pencils- students need 8 colors- each will need their own blue. The others colors they can share with other students around them

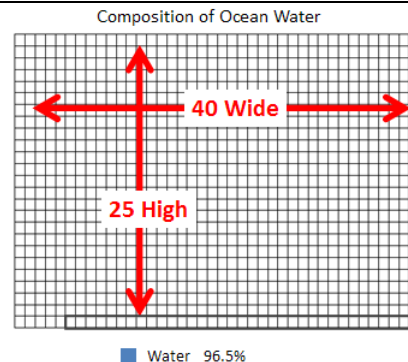


1. If you aren't using the student handout (see last page) give each student a sheet of graph paper and have them mark off an area near the top that is 40 squares across by 25 high. That will make 1000 squares.



2. Go over the percents and parts of ocean water that we'll be graphing today. If needed, make changes to percents and components to match your book/source.

3. Beneath the grid write the largest component, "water", and its percent- 96.5%. Have students use a blue colored pencil to put a little blue box next to it.

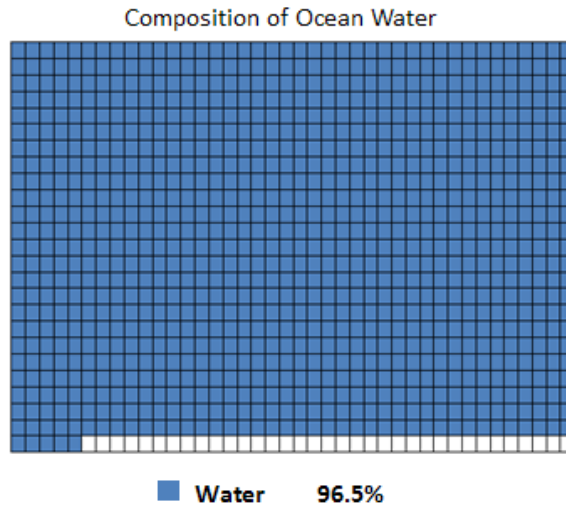


$$40 \times 25 = 1000 \text{ squares}$$

$$\begin{array}{r} -965 \\ 35 \end{array}$$

4. We're now going to color 96.5% of the 1,000 squares, which is 965. So we need to shade 965 squares blue. Ask students if they want to do this the hard way, or the easy way, with math. Since each row is 40 squares, have students lightly draw a box around all but 5 boxes on the last row. Everything else will add up to 965.

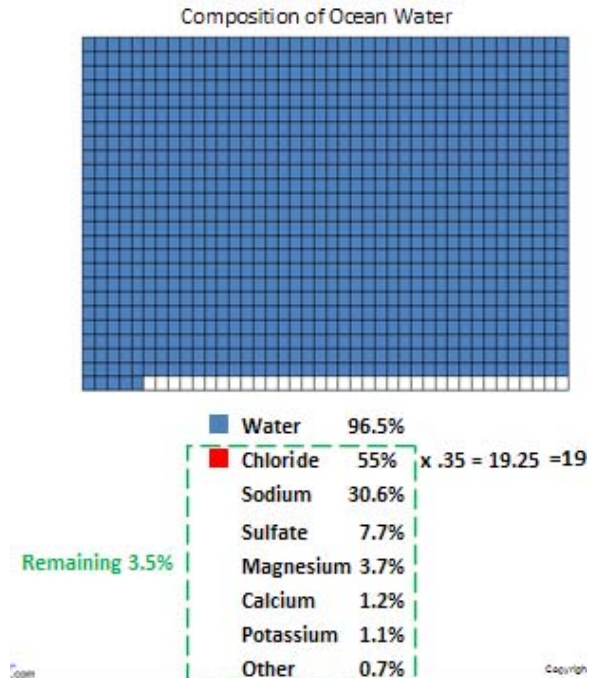
5. Shade 965 squares blue. Give them about 2-3 minutes to do this. If they go slow, just tell them to get some blue in the squares and not be perfect.



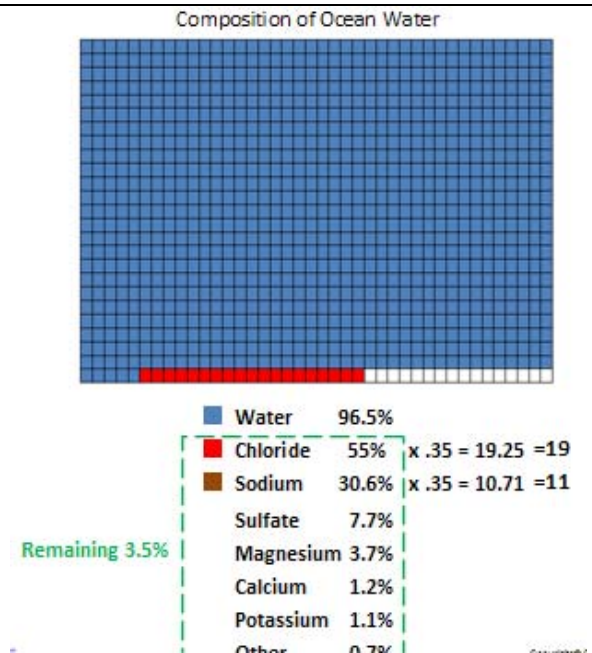
6. Start going through the remaining 3.5%. List the remaining ingredients. Chloride is the largest one remaining at over half (55%) of the 3.5% remaining.

7. Get another colored pencil besides blue (any color) and put a little colored box next to “Chloride”.

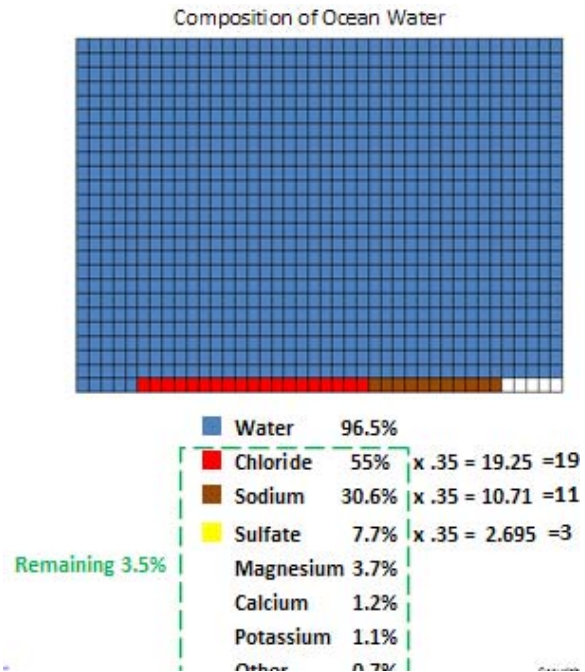
To calculate how many of the remaining 35 boxes they will shade that color, have them write “x 35” after the percent and perform the calculation. Round the answer to the nearest whole number. This one will be 19, so color that many squares.



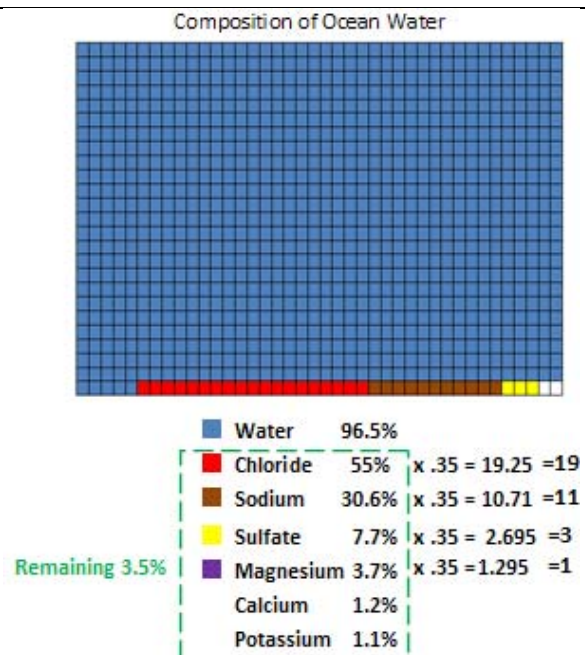
8. Switch colored pencils and put a new colored box next to sodium. Multiply the percent (30.6) by 35 and round. Have students write all this down and not just steal the answers! It rounds to 11.



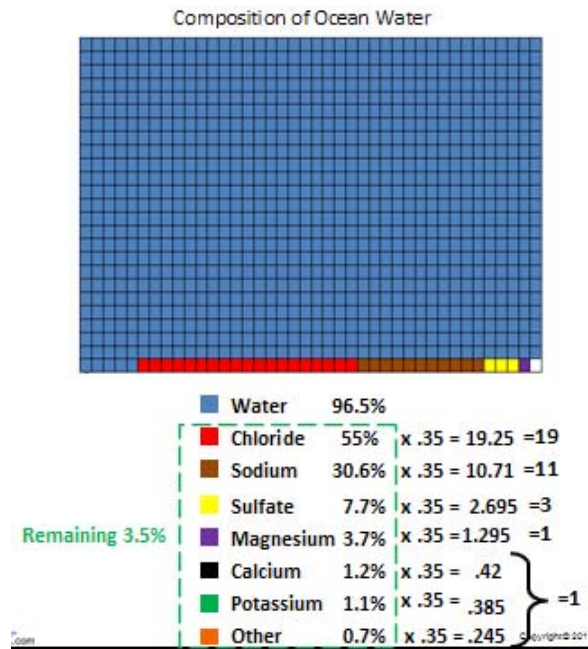
9. Switch colored pencils, new box next to "sulfate", x 35, round to the answer 3.



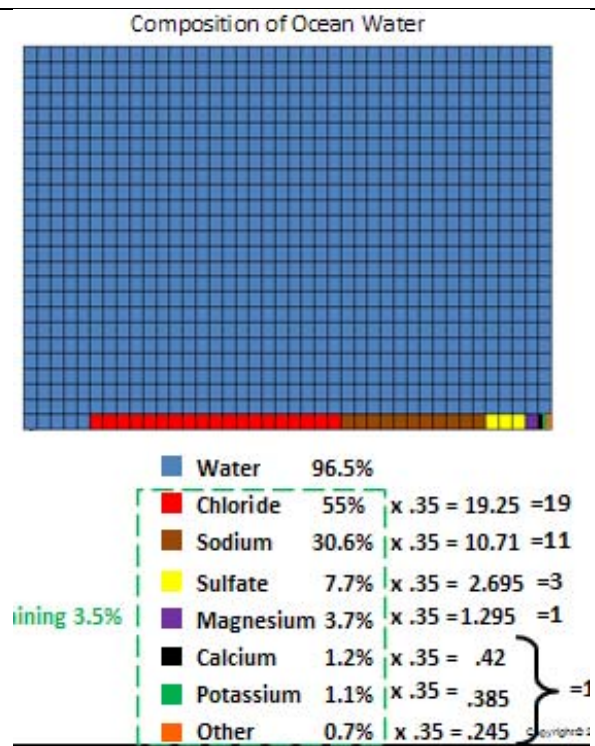
10. Same for magnesium.



11. The last 3 will end up sharing the very last box.



12. Completed chart.



Come back and visit InteractiveScienceTeacher.com to upgrade this lesson with:

PowerPoint- lead your students through the lesson click-by-click

Composition of Ocean Water

40 x 25 = 1000 squares
 $\frac{965}{35}$

Water 96.5%

Composition of Ocean Water

Water 96.5%

Chloride 55% $\times .35 = 19.25 = 19$

Sodium 30.6% $\times .35 = 10.71 = 11$

Sulfate 7.7%

Magnesium 3.7%

Calcium 1.2%

Potassium 1.1%

Other 0.7%

Remaining 3.5%

Composition of Ocean Water

Water 96.5%

Chloride 55% $\times .35 = 19.25 = 19$

Sodium 30.6% $\times .35 = 10.71 = 11$

Sulfate 7.7% $\times .35 = 2.695 = 3$

Magnesium 3.7% $\times .35 = 1.295 = 1$

Calcium 1.2% $\times .35 = .42$

Potassium 1.1% $\times .35 = .385$

Other 0.7% $\times .35 = .245$

Remaining 3.5% } = 1

Student Handout

