



# Teacher Essentials

## Finding, Bookmarking, Downloading, Inserting YouTube Videos Into PowerPoint

### Part I Using YouTube

#### 1. Samples

Yes, you're right. *Most* of YouTube is not useful in a classroom. But a fraction is. Here's proof-

- Space Shuttle- <http://www.youtube.com/watch?v=4FROxZ5i67k>
- Cells- <http://www.youtube.com/watch?v=-jayDc9YayI&feature=related>
- Carbon-14 dating- <http://www.youtube.com/watch?v=31-P9pcPStg&feature=related>
- Alkali metals reacting with water- <http://www.youtube.com/watch?v=QSZ-3wScePM>
- Sodium and Chlorine reacting-<http://www.youtube.com/watch?v=Mx5JJWI2aaw>
- The rock cycle- <http://www.youtube.com/watch?v=SRaInMDNyE8>
- Rutherford experiment- [http://www.youtube.com/watch?v=5pZj0u\\_XMbc&feature=related](http://www.youtube.com/watch?v=5pZj0u_XMbc&feature=related)

Did you find the full screen button in the lower-right of the video screen?



#### 2. How do I find a YouTube video?

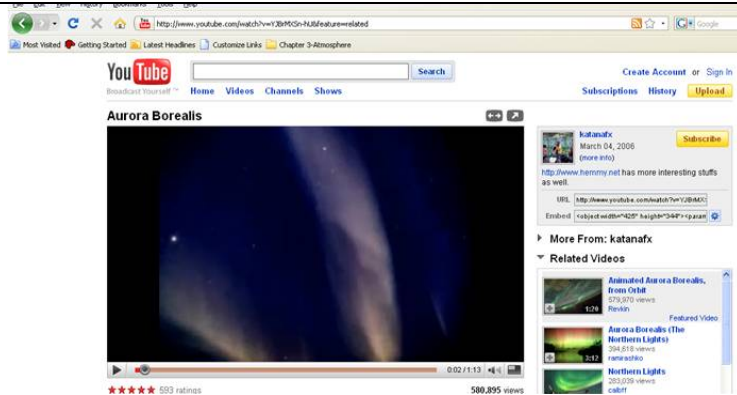
- Type only ESSENTIAL KEY WORDS you're looking for into the search box.
  - ex.- type "carbon-14 dating", *NOT* "how to find the age of rocks using carbon-14 dating".
- Expect to browse/preview about 8-10 videos before you find something useful.
- Pay attention to the "Related Videos" on the right side.
- Always right-click and "Open Link in New Tab" when opening a new video/window so you don't lose your place.
- If you're getting way to many choices...

Put quotation marks around groups of key words that go together. For example- type *rocks and minerals* into the search box. You got about 2,000 results, didn't you? That's too many.

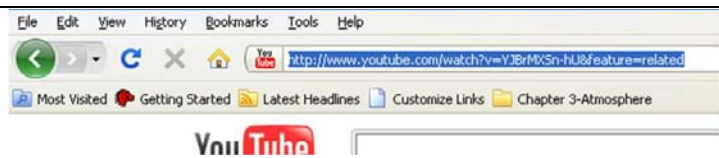


1. Using your browser, go to YouTube and find a video you'd like to save.

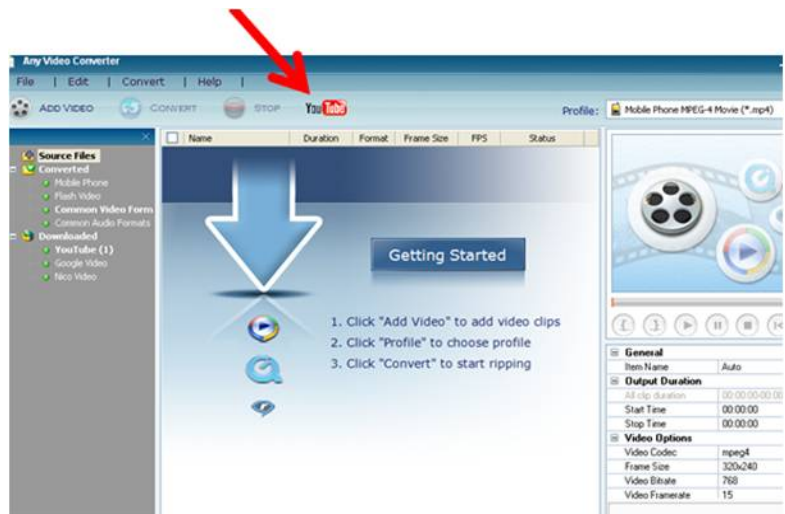
For now just choose one that's about a minute long.



2. Drag your mouse over the URL to highlight it. Then hold the "Ctrl" key on the keyboard and press the "C" key to copy the URL.



3. Now switch back to the *Any Video Converter* program. See the YouTube link at the top center? Click it!



4. Hold the "Ctrl" key and then press the "V" key to paste the link. Click "OK".

