




Forces Drop Test

Materials: Handout

Procedure:

1. Towards the end of class, give each student a Handout and clear instructions on what they are to do for homework. (Instructions are on the Handout.)
2. The following day, call on several students to report the results of their drop test. Look for patterns.
3. See if students can figure out why some more massive objects clearly hit the ground before other less massive objects (air resistance).

Come back and visit InteractiveScienceTeacher.com for everything you need for every lesson:

- Videos- where I show you how to present each lesson

- Teacher Notes

- PowerPoints

- Student Handouts
